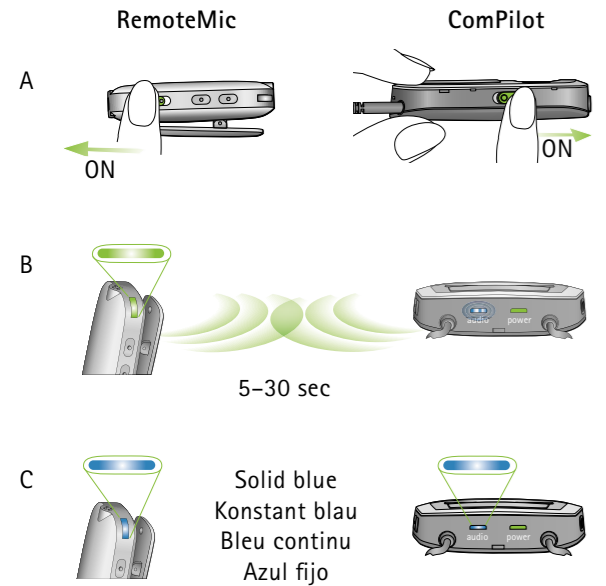


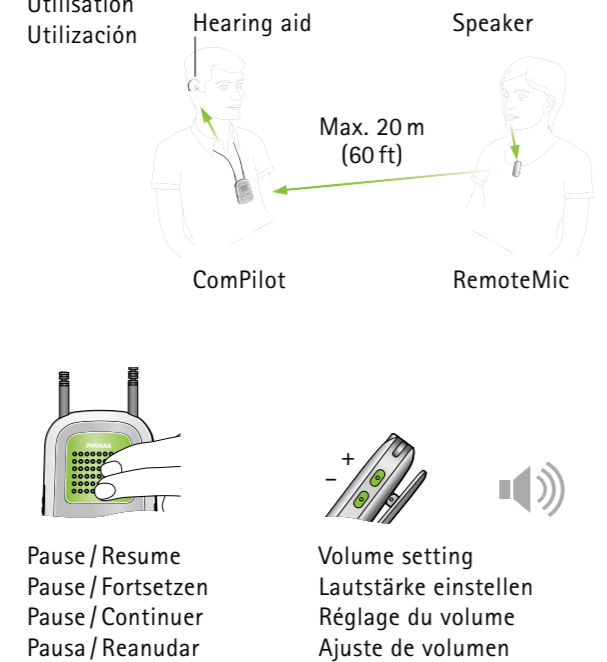
5

Switching on  
Einschalten  
Mise en marche  
Encender

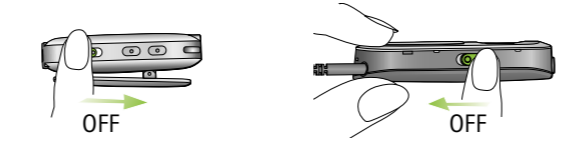


6

Usage  
Benutzung  
Utilisation  
Utilización



End



The Phonak RemoteMic user guide will give you detailed information about the setup.

Die Phonak RemoteMic Gebrauchsanweisung informiert detailliert über den Gebrauch.

Le mode d'emploi Phonak RemoteMic vous donnera des informations détaillées sur l'utilisation.

Las instrucciones de uso del Phonak RemoteMic le darán una información más detallada sobre su uso.

LED status

- On  
Ein  
Marche  
Encendido
- Low battery  
Niedriger Batteriestand  
Accumulateur faible  
Pila baja
- Audio transmission  
Tonübertragung  
Transmission audio  
Transmisión audio
- Pause mode  
Pause Modus  
Pause  
Pausa
- Pairing mode  
Kopplungsmodus  
Couplage  
Modo de emparejamiento

**Manufacturer:**  
Phonak AG  
Laubisrütistrasse 28  
CH-8712 Stäfa  
Switzerland

**EU Representative:**  
Phonak GmbH  
D-70736 Fellbach-Oeffingen  
Germany

[www.phonak.com](http://www.phonak.com)

# Phonak RemoteMic set

Quick setup guide / Schnellstartanleitung  
Guide d'installation rapide / Guía rápida de instalación



60 sec  
plug & play



**PHONAK**  
life is on

029-0091/VI.00/2012-10/A-W/FO Printed in Switzerland © Phonak AG All rights reserved